


Enrollment Process For LifeCrest Learning


<https://www.homeschool-life.com/WA/lifecrest>

How to become a member:

1. Sign Up to be a Member of the website:
 - a. Click on the [person+] icon located on the TOP RIGHT of the home page.



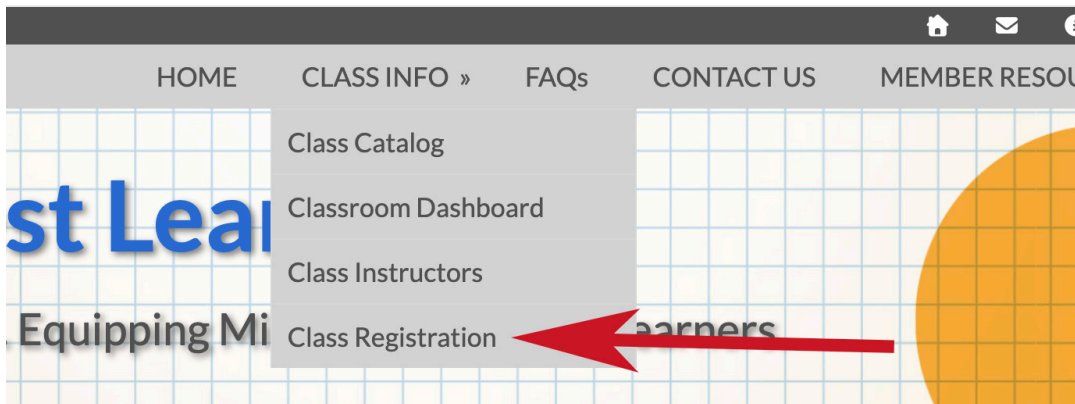
2. Fill out all the required information and then CLICK [Continue].
3. Once your membership has been APPROVED by the website admin, you can log in and research classes and the instructors.
- 4. Classes will open up for enrollment on Monday, April 27th at 7:00pm
- until that date, you will not be allowed to enroll**
5. Before enrolling into any classes, you will be REQUIRED to pay the registration fee first.
 - a. CLICK on the [credit card] icon located in the TOP RIGHT corner of your account.
 - b. PAY the non-refundable \$150 registration fee.



How to enroll in a class:

After you are logged into your account:

1. Roll your cursor over “CLASS INFO” at the top of the page and click on “CLASS REGISTRATION”



2. After you have clicked on “CLASS REGISTRATION” you will see all of the offered classes for 2026-2027.

CLASS REGISTRATION

[Class Catalog](#) [Manage Registrations](#) [Filters](#)

School Year: 2026-2027

	ROOM A	ROOM B	ROOM C	ROOM D
First Block 8:30-9:30	Algebra 2 9th - 12th Holly Anderson			Study Hall - Block 1
Second Block 9:40-10:40	American Sign Language 8th - 12th Holly Anderson	Bible-Based Writing Lessons - IEW 9th - 12th Carla Strunk		Study Hall - Block 2
Third Block 10:50-11:50	Algebra 1 8th - 12th Holly Anderson	Intermediate Drawing & Illustration II 6th - 12th Karen Kilpatrick	Middle School Language Arts and Composition 6th - 8th Anna McClausland	Study Hall - Block 3
Fourth Block 12:20-1:20	Storytelling - Creative Writing 8th - 12th Karen Deming	Beginning Drawing & Design 6th - 12th Karen Kilpatrick	Pre-Algebra 6th - 8th Anna McClausland	Study Hall - Block 4

3. Classes are arranged by the hour and by the classroom. Be sure you only sign up for ONE class per hour for each student. You may sign up for all four hours or just one or two. If your student will be on-site at LifeCrest for an hour in which they don't have a class, they will be REQUIRED to be in STUDY HALL for that hour.

4. CLICK on the Class that you are interested in. A box about that class will appear. Read through it and decide if this class is right for your child.

CLASS REGISTRATION

[Class Catalog](#) [Manage Registrations](#) [Filters](#)

School Year: 2026-2027

	ROOM A	ROOM B	ROOM C	ROOM D
First Block 8:30-9:30	Algebra 2 9th - 12th Holly Anderson			Study Hall - Block 1
Second Block 9:40-10:40	American Sign Language 8th - 12th Holly Anderson	Bible-Based Writing Lessons - IEW 9th - 12th Carla Strunk		Study Hall - Block 2
Third Block 10:50-11:50	Algebra 1 8th - 12th Holly Anderson	Intermediate Drawing & Illustration II 6th - 12th Karen Kilpatrick	Middle School Language Arts and Composition 6th - 8th Anna McClausland	Study Hall - Block 3
Fourth Block 12:20-1:20	Storytelling - Creative Writing 8th - 12th Karen Deming	Beginning Drawing & Design 6th - 12th Karen Kilpatrick	Pre-Algebra 6th - 8th Anna McClausland	Study Hall - Block 4

Storytelling - Creative Writing

Grade/Age: 8th-12th
Dates: Aug 31, 2026 - May 17, 2027—Mon
Time: 12:20 PM - 01:20 AM
Instructor: Karen Deming

[View Class Roster](#)

ISBN#: 978-0375869020

Description:
This course was created by award-winning author and illustrator Karen Deming to simplify the complex details of how a story is designed. The lessons use a pictorial analogy of how a house is constructed to illustrate key concepts—plot, theme, character, setting, character arc, and conflict—and each element's role within a story.

The structure of the class also incorporates the four main learning styles: visual, auditory, reading/writing and kinesthetic, .

Storytelling is designed for ages 13 and up. If you have a student who doesn't enjoy writing, but has a vivid imagination - this course could be a perfect fit to help them grow and enjoy writing more!


This class will teach students:

- How to analyze stories
- How to brainstorm ideas
- How to develop a plot correctly which follows a theme
- How to develop characters that each have their own unique "voice" and character arc.
- How to resolve conflict in a satisfivne way for the reader

REGISTER

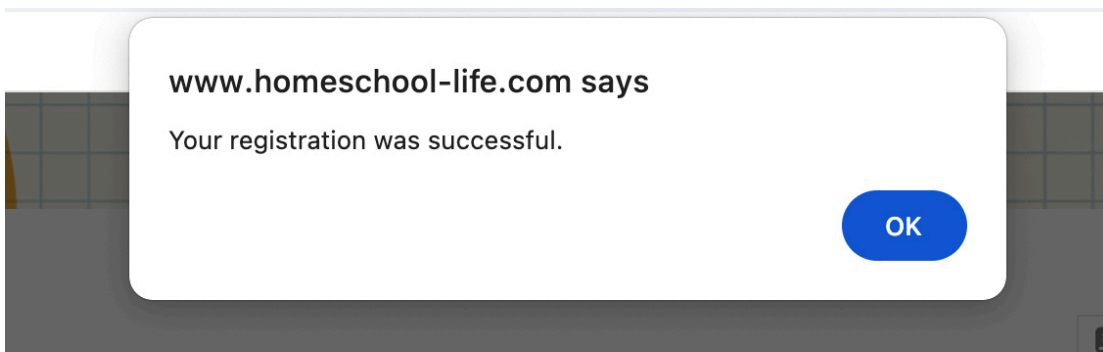
Class Fee: \$340.00
Semester 1- Administration Fee : \$25.00

Little Joe




5. If the class is what you want, CLICK on the box next to your child's name. If the box is greyed out, your student may be too young or too old for that class. Please check the class' required grade levels.

6. Then CLICK on the [Register] button. You will see a dialog box pop up that states: "Your registration was successful."



7. Once you have completed your class sign-ups, you will notice that there will be a price amount located at the TOP RIGHT corner of your account.

8. Click on the CREDIT CARD icon to view the fees that are due.



Caption

9. Your Account Statement will show up. You will notice that there are fees due immediately and some that are due in August 2026, and some that are due in January 2027.

ACCOUNTING

Statement of Account | [Invoice & Payment Details](#)

Outstanding Balances

ACCOUNT: LIFECREST LEARNING		TOTAL: \$25.00	PAY NOW: \$0.00	<input type="button" value="PAY NOW"/>
Category / Invoice	Description	Due Date	Amount	Pay
CRRP-6544298	Class Registration for Tester Deming - Storytelling - Creative Writing [Up-front Class Fees: Semester 1- Administration Fee]	04/21/2026	\$25.00	<input type="checkbox"/>
			PAY ALL	<input type="checkbox"/>
ACCOUNT: KAREN DEMING		TOTAL: \$340.00	PAY NOW: \$0.00	<input type="button" value="PAY NOW"/>
Category / Invoice	Description	Due Date	Amount	Pay
CRRP-6544299	Class Registration for Tester Deming - Storytelling - Creative Writing [payment #1: Class Fee]	08/31/2026	\$170.00	<input type="checkbox"/>
CRRP-6544300	Class Registration for Tester Deming - Storytelling - Creative Writing [payment #2: Class Fee]	01/04/2027	\$170.00	<input type="checkbox"/>
			PAY ALL	<input type="checkbox"/>

Caption

10. Pay the immediate dues (administration fees) RIGHT AWAY to secure your spot in the classes that you just enrolled in.

11. You may wait to pay the CLASS FEES on their due date. Be sure to note that EACH teacher will be paid separately by you - either online or by cash or check. Please check with your teachers as far as how they prefer payment.

If you have any questions about these directions, you may email:

Karen Deming - web administrator
mrsdeming.class@gmail.com

Or

Tawny Elliis - Director
lifecrestadmin@gmail.com